

Safety Instructions

Power Supply

For use with Nintendo®

2DS™, 2DS XL™, 3DS™, 3DS XL™, DSi™, DSi XL™

VS4602

Helpline Information:

The helpline is a one-to-one live service.

Hours:

9.00am - 5.00pm Monday to Thursday

9.00am - 4.30pm Friday

Tel: +44 (0) 1763 284181

Email: customerservice@venomuk.com

Website: www.venomuk.com

To ensure that your call is handled quickly and efficiently please check that you have the model number VS4900 and any other relevant information regarding your product at the time of your call.

Please retain these instructions for future use.



Informations sur la ligne d'assistance:

Le service d'assistance téléphonique est un service personnel interactif.

Horaires:

De 9h00 à 17h00, du lundi au jeudi e
9h00 à 16h30 le vendredi

Tél.: +44 (0) 1763 284181

E-mail: customerservice@venomuk.com

Site Internet: www.venomuk.com

Pays situés en dehors de l'UE: veuillez d'abord nous contacter par email à l'adresse: customerservice@venomuk.com

Pour permettre un traitement rapide et efficace de votre appel, veuillez indiquer le numéro de modèle VS4900, et avoir à portée de main toute autre information pertinente sur le produit.



Helpline:

Die Helpline ist ein persönlicher Live-Service.

Geschäftsstunden:

9:00 Uhr - 17:00 Uhr Montag bis Donnerstag
9:00 Uhr - 16:30 Uhr Freitag

Tel.: +44 (0) 1763 284181

E-Mail: customerservice@venomuk.com

Website: www.venomuk.com

Länder außerhalb der EU: Wenden Sie sich zunächst per E-Mail an uns: customerservice@venomuk.com

Um sicherzustellen, dass Ihr Anruf schnell und effizient bearbeitet werden kann, halten Sie bitte die Modellnummer VS4900 sowie weitere relevante Informationen zu Ihrem Produkt bereit, wenn Sie die Helpline anrufen.



Helplijn-informatie:

De helplijn is een 1-op-1 live service.

Uren:

9.00u - 17.00u maandag tot donderdag
9.00u - 16.30u vrijdag

Tel: +44 (0) 1763 284181

E-mail: customerservice@venomuk.com

Website: www.venomuk.com

Landen buiten de EU: Neem in eerste instantie contact op met ons via e-mail op customerservice@venomuk.com

Om zeker te stellen dat uw oproep snel en efficiënt verwerkt wordt dient u te controleren of u het modelnummer VS4900 en eventuele overige relevante informatie in verband met uw product bij de hand hebt, op het ogenblik van uw oproep.



Informazioni sulla helpline:

La helpline è un servizio di assistenza telefonica con operatore.

Orari:

9.00 - 17.00 dal lunedì al giovedì
9.00 - 16.30 venerdì

Tel.: +44 (0) 1763 284181

E-mail: customerservice@venomuk.com

Sito Web: www.venomuk.com

Paesi extracomunitari: Contattare il servizio assistenza via email al seguente indirizzo customerservice@venomuk.com

Per consentire una gestione ottimale della telefonata tenere a portata di mano il numero del modello VS4900 e tutte le altre informazioni utili.



Información sobre la línea de atención al cliente:

La línea de atención al cliente es un servicio a tiempo real personalizado.

Horarios:

De lunes a jueves de 9:00 h-17:00 h
Viernes de 9:00 h-16:30 h

Tel.: +44 (0) 1763 284181

Correo electrónico: customerservice@venomuk.com

Página web: www.venomuk.com

Países fuera de la UE: Primero póngase en contacto con nosotros en el e-mail customerservice@venomuk.com

Para garantizar que su llamada se gestione rápida y eficazmente, compruebe que tiene el número del modelo VS4900 y cualquier otra información correspondiente relacionada con su producto en el momento de su llamada.

Power Supply for use with Nintendo®

2DS™, 2DS XL™, 3DS™, 3DS XL™, DSi™, DSi XL™

Product: VS4602

Safety Instructions

1. General Safety

- Read these safety instructions completely and carefully before use.
- Failure to follow these instructions may lead to damage to property, personal injury or electrocution.
- Keep these safety instructions for future reference.
- This product has no power switch so, should only be used in readily accessible outlets for easy removal in an emergency.
- Voltage-free only when the plug is pulled.
- Do not attempt to open or modify the product. This is potentially dangerous and will invalidate the guarantee.
- Use to charge only compatible devices. Check technical specifications if unsure.
- Not for use by children.
- If product becomes damaged or faulty, or becomes too hot to touch, remove mains supply. Do not use and dispose in accordance with local regulations for electrical goods.
- Do not cover when in use and allow free air circulation to avoid heat build up.
- Avoid stresses such as heat and cold, moisture and direct sunlight.
- For indoor use only.

2. Description and Function

- This product is a power supply for charging and operating mobile devices by USB lead.
- This product is designed specific for use with Nintendo® DS, DSi, DS lite products.
- This product has a UK spec plug arrangement, for connection to UK-style sockets.
- It converts alternating current mains voltage to Direct current low voltage.

3. Connecting and Operating the Product

- Connect suitable USB lead to power supply.
- Plug power supply into wall socket.
- This product may be used in any country so long as a suitable mains travel adaptor is used.

- Connect USB lead to device to be charged.
- Do not allow trailing leads in walkway to avoid trip and damage hazards.
- Ensure device and power supply have free airflow and are not covered, for example by bedding, clothing etc.
- Turn on mains supply at wall.
- When device is charged turn off at wall switch and disconnect lead.
- Do not leave device on charge longer than needed or overheating may occur.

4. Specifications

- Connectors Input: UK plug, Output USB-A socket
- Supplied with detachable 1.8m cable.
- Input 100-240 V~, 50/60 Hz, 0.2 A max.
- Output 5v dc max 0.5 A (500mA)
- The CE logo indicates that we comply with legislation relating to the operational safety and regulatory standards where applicable.

5. Maintenance and Cleaning

- The product is maintenance-free.
- Clean only with a dry, soft cloth.
- Do not use cleaning agents and chemicals.
- Store cool and dry.
- Store the product out the reach of children.

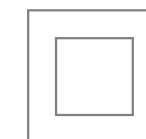
6. Liability Notice




- We reserve the right to printing errors and changes to product, packaging or product documentation.
- See our terms of warranty. These are available on our website.

7. Disposal Notes

- The crossed out wheelie bin logo is used in accordance to the European WEEE directive. As a consumer, you are required to dispose of all electrical and electronic equipment separately from normal household waste. See our website for more details.
- Recycle centres will accept electrical goods and some retailers offer a take back scheme when purchasing a replacement product for free at the end of the devices lifetime.

V.001



 Venom UK Gaming
 @VenomGamingUK
 Venom UK Gaming

www.venomuk.com

Venom Ltd. Solution House, Sandon Road,
Therfield, Hertfordshire SG8 9RE.

Venom is a trademark of Venom Ltd.